

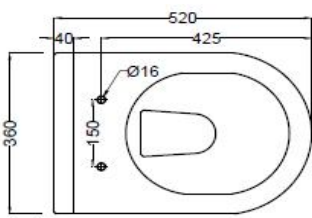
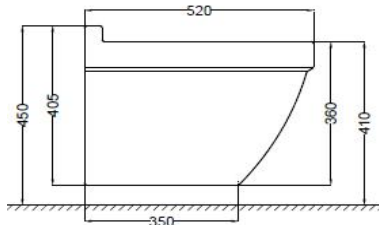
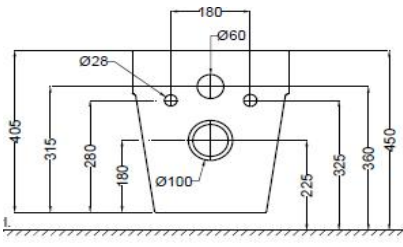




		SLS-WHT-6953BI	
SPECIFICATION DATA SHEET			
PRODUCT DETAILS			
Manufacturer :	Jaquar	Type:	Wall hung WC (water closet)
Range	Solo	Flush valves	Regular, Dual & I Flush advantages
Colour:	White	Material:	Ceramic - Vitreous China
Outlet	Vertical	BOM doc.NO.	JSW/12/2017/0130
Technical Details:	Internal diameter of inlet hole Ø 58 +2 -1 mm External diameter of outlet hole Ø 100 +5 -2 mm		
ARTICLE NAME: WALL HUNG WC			
			
TECHNICAL DIMENSIONS			
			
TOP VIEW		SIDE VIEW	
			
		BACK VIEW	
ALL DIMENSIONS ARE IN MM. (TOLERANCE ± 5 MM)			
PRODUCT DIMENSIONS			
Length (mm)	Width (mm)	Height (mm)	Net weight (kg)
360	520	405	na
USP			
Rimless Bowl Design, Blind Installation, Water efficient 2.5/4.2 Ltr flushing, slimseat cover, Anti germ glazing. suitable for smaller bathrooms			
ACCESSORIES PROVIDED			
PP soft Close Slim seat cover		SLS-WHT-6103SM	
Inlet & Outlet gasket		ZPS-WHT-GK01	
Fixing kit		FSS-WHT-1212	
Rag bolt		ZPS-MST-RB07	
ACCESSORIES RECOMMENDED			
Concealed cistern model no		JCS-WHT-2400S,2400FS,2400WS	
			
CARE AND CLEANING GUIDELINES			
<p>★ Vitreous china sanitary ware products are fragile in nature and need to be handled with care (to avoid personal injury) at all times during its storage, handling, installation and use thereafter.</p> <p>★ The product is heavy and it is recommended that two persons hold it while it is being fixed.</p> <p>★ Carefully inspect the new product for damage before installation.</p> <p>★ Risk of product damage. Over tightening may cause breakage or chipping of vitreous china.</p> <p>★ Risk of external leakage. Do not lift or rock the bowl after placement.</p> <p>★ Always test your cleaning solution on an inconspicuous area on the product before applying it to the entire surface.</p> <p>★ Do not allow cleaners to sit or soak on the product.</p> <p>★ Use a soft, dampened sponge or cloth to clean. Never use abrasive material like a bristle brush or scouring pad.</p> <p>★ Wipe surfaces clean and rinse completely with water immediately after applying cleaners.</p> <p>★ Clean Chrome, stainless steel surfaces once a week. Do not use cleaners containing chloride on chrome, stainless steel. If used, rinse the surface immediately to prevent corrosion.</p> <p>★ Wherever chrome plating is used on the products, use only warm water to clean and then dry with a soft cloth.</p>			
CERTIFICATION			
Compliance : IS 2556.2:2004, IS 2556.1:1994 , EN 997 :2012+A1			
All technical dimensions are in accordance to British standards, Bureau of Indian Standards			
PACKAGING DETAIL			
Length (mm)	Width (mm)	Height (mm)	Gross Weight(kg)
530	380	460	na
			
Prepared By Designer Date		Controlled By Quality control	
Verified By Product Manager		Approved By Sanitaryware Head	
Revision/Version 1		Plotter Updated on Month 10-Jul Year 2018	